

Specifications

STANDARD DESIGN

Buoy & Tanker

Hull diameter	12m
Hull height	4.2m
Mooring configuration	6 x 1 leg
Number of water tight compartments	9
Piping	24 inch – ANSI 150 lbs flanges
Boat landing	Included
Overall Weight	240 T incl. ballast
Tanker size	From Handymax to ULCC

Product transfer

Number of flow paths	Dual / Triple product Paths
Swivel size	36 inch
Type of liquids	Stabilized crude and refined hydrocarbon products
Design temp	-5 to 65 degC
Pressure rating	Compatible with ANSI 150 lbs
Piping and valve class	ANSI Class 150 lbs

Environment

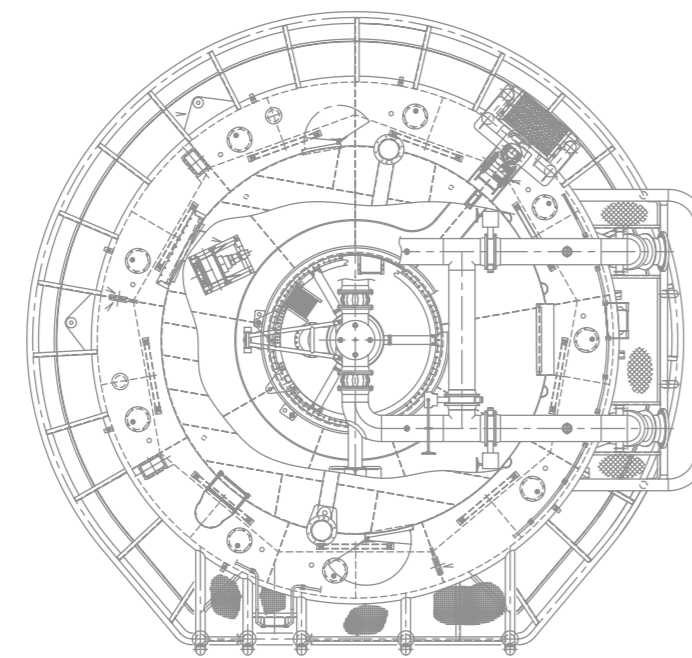
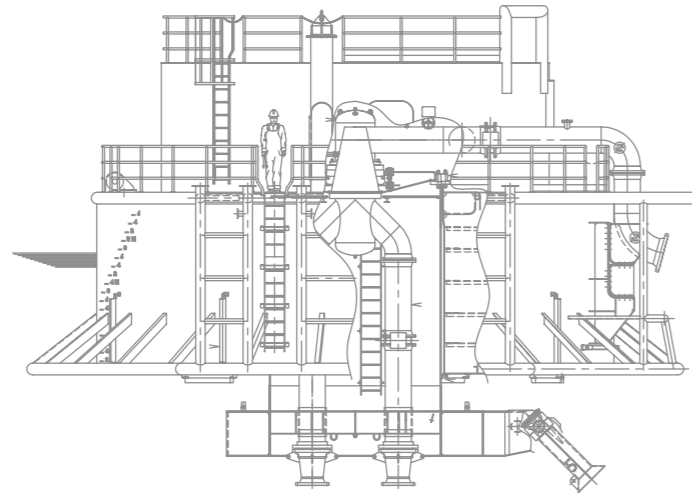
Water depth	20-100m
Ambient temperature	-20 degC to 55 degC

Installation aids

Chain tensioning	Hydraulic winch
Working load	10,000 kg on 3 rd layer
Line speed	10m/min on 1 st layer
Wire on drum	85m, 20mm cable in 3 layers
Power pack	No (available from installation vessel)

Operations

Load monitoring	Hawser load monitoring system (LMS) can be provided, upon request
------------------------	---



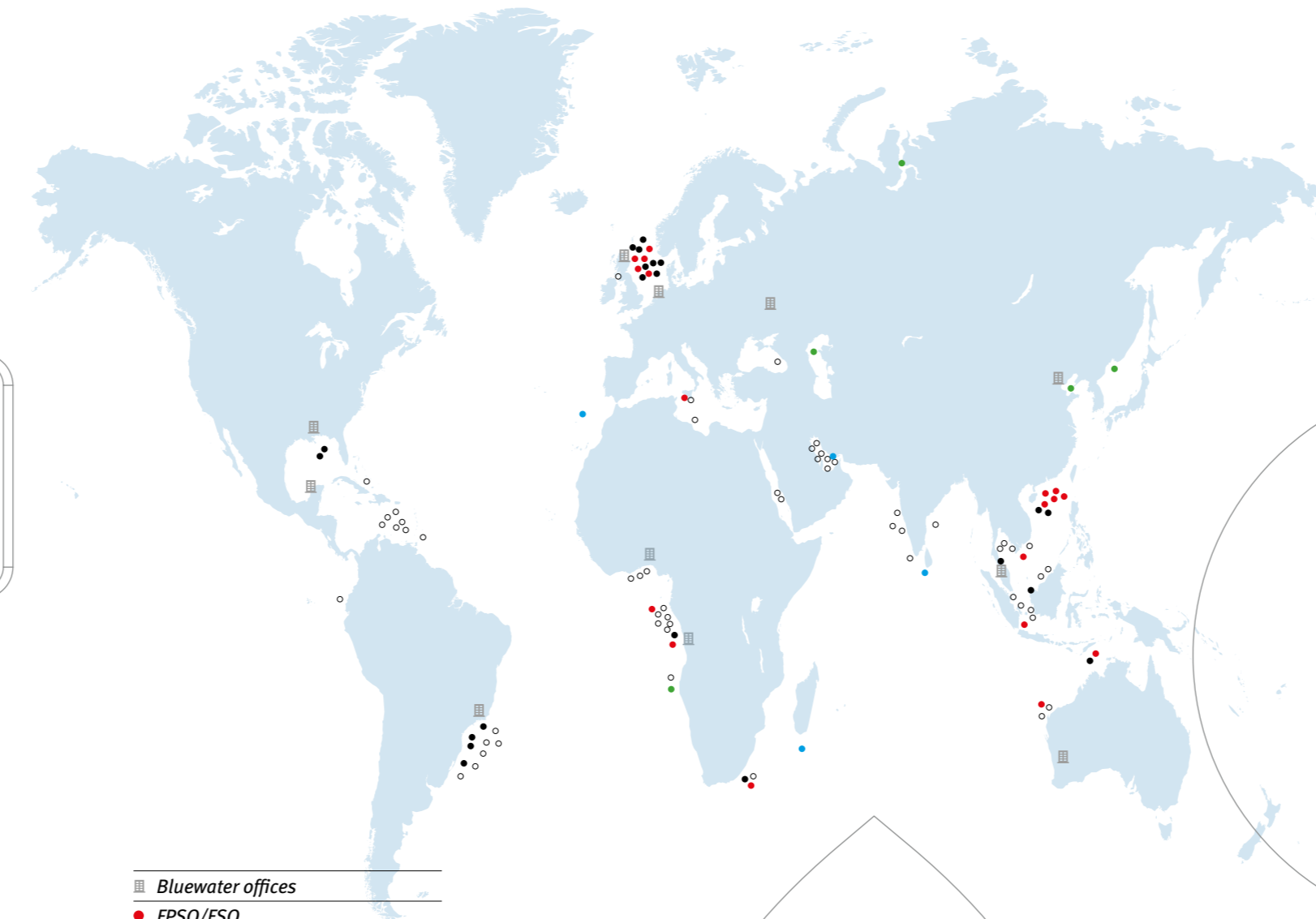
bluewater

+31 23 711 5500
info@bluewater.com
www.bluewater.com

bluewater

Turret Buoy

References



- Bluewater offices
- FPSO/FSO
- Turret Mooring Systems
- CALM Buoy Systems
- Multi Buoy Systems
- Tower Loading / Mooring Systems

April 2016



Turret Buoy standard design

For more than 35 years, Bluewater has successfully designed and delivered very cost effective Turret Buoys to recognized marine terminal operators, oil majors and refineries worldwide, to allow offshore and near shore loading and/or offloading tankers of any size. The Turret Buoy is a field proven system showing flexible operability and extremely low

maintenance thanks to its high quality and technology. This system remains the preferred choice of our clients. Bluewater offers a standard Turret Buoy design, allowing quick turnaround and short delivery times. Upon request, Bluewater can customize the design to specific needs.

Flat deck

The Turret Buoy has a flat deck, not obstructed by obstacles or moving parts and is easily accessible via the boat landing area, which is designed to moor any work boat alongside the buoy.

PLEM & Mooring

The pipeline end manifold (PLEM) and riser package, as well as mooring lines and anchor point, are part of Bluewater Turret Buoy scope of supply. The PLEM is outfitted with valves to enable the operator to isolate the pipelines and/or risers for operation and maintenance purposes.

Deckhouse

The Turret Buoy is provided with a deckhouse. The main bearing and other mechanical and electrical components are located inside the deckhouse. This lay-out enables the client to operate the buoy with extremely low maintenance.

Hawser

The hawser loads and incidental tanker-buoy contact loads (if these occur) are transferred into the strong buoy body. The buoy body and its added water mass (water around the buoy body) absorb these loads, protecting the main bearing from high incidental loads.

Hose system

Hose system connection to midship manifold of vessel allows the transfer of fluids of any kind and size, from Handymax to VLCC.

